

2015 STUDENT SNAPSHOT

1503 - Total number of actively enrolled international students at The University of Alabama in Fall 2015. Including the 155 recent graduates currently on OPT work authorization, the total is **1658**.

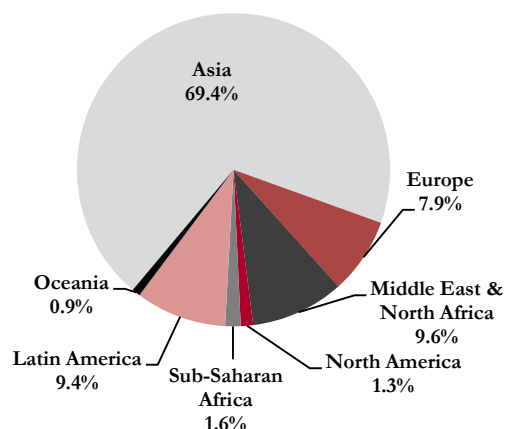
Top 10 Student Places of Origin

1. **China:** 820
2. **Saudi Arabia:** 92
3. **Brazil:** 78
4. **South Korea:** 65
5. **India:** 57
6. **Germany:** 26
- 7/8. **Colombia/Iran*:** 23
9. **Turkey:** 22
10. **Japan:** 20

* tied

**77 Countries & Territories
Represented by Students**

Percentage by Region



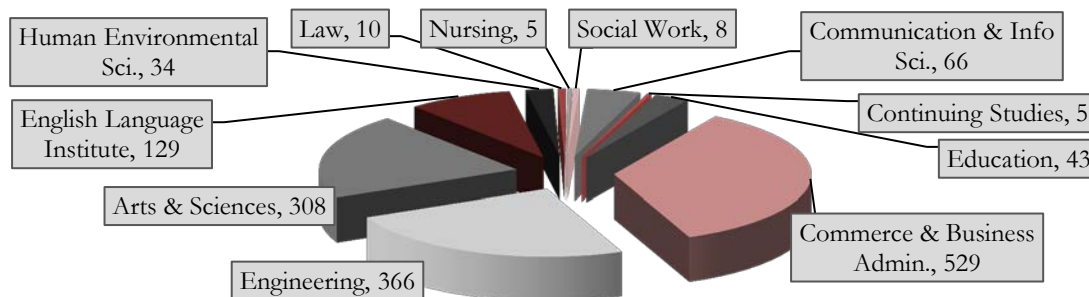
Breakdown of Fall 2015 Enrollment

DEGREE & LEVEL	Total
Undergraduate Students	762
<i>Freshman</i>	<i>182</i>
<i>Sophomore</i>	<i>157</i>
<i>Junior</i>	<i>224</i>
<i>Senior</i>	<i>199</i>
Graduate Students	509
<i>Master's</i>	<i>152</i>
<i>Doctoral</i>	<i>351</i>
<i>Professional</i>	<i>6</i>
English Language Institute	129
Non-Degree & Exchange	103
TOTAL	1503

Top 10 Majors/Programs

1. **Finance:** 157
 2. **Accounting:** 152
 3. **English Language Inst.:** 129
 4. **Engineering, General:** 73
 5. **Mechanical Eng.:** 69
 6. **Electrical Eng.:** 61
 7. **Business, General:** 44
 - 8/9. **Management/Marketing*:** 43
 10. **Economics:** 42
- *tied

INTERNATIONAL ENROLLMENT BY SCHOOL/COLLEGE



2015 SCHOLAR SNAPSHOT

326 - Total number of international faculty, staff and scholars hosted by The University of Alabama between July 1, 2014 and June 30, 2015.

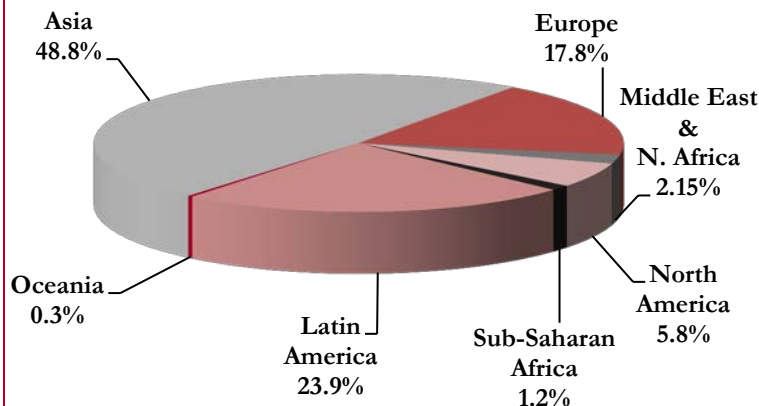
Top 10 Scholar Places of Origin

1.	China:	94
2.	Brazil:	75
3.	Germany:	29
4.	India:	25
5/6.	Canada/S. Korea*:	19
7.	Japan:	6
8.	Spain:	5
9/10.	Turkey/U.K.*:	4

*tied

**41 Countries & Territories
Represented by
Faculty/Scholars**

Percentage by Region



Scholar Visa Status Breakdown

VISA-STATUS	Total
J-1 Scholars	151
J-1 Physicians	9
H-1B Workers	77
O-1	1
F-1 OPT	17
J-1 Academic Training	69
J-2 with EAD	1
B-1/B-2 – WB/WT	1
TOTAL	326

Top 10 Host Departments

1.	Electrical & Comp. Eng.:	32
2.	Civil, Const. & Env. Eng:	24
3.	Metal. & Materials Eng:	23
4/5.	Chemistry/MINT Center*:	22
6.	Aerospace Eng. & Mech.:	20
7.	Econ., Finance & Legal Stud.:	14
8.	Physics & Astronomy:	13
9.	CCHS - Medicine:	12
10/11.	CBA/Chem. & Bio. Eng.*:	11

*tied

Capstone International Services
The University of Alabama
105 B.B. Comer Hall
Box 870254
Tuscaloosa, AL 35487-0254

Office - (205) 348-5402
Fax - (205) 348-5406
international@ua.edu
<http://is.ua.edu>



Complete Annual Enrollment and Scholar Reports Available at:
<http://is.ua.edu/about-us/enrollment-scholar-data/>