

2016 INTERNATIONAL STUDENT SNAPSHOT



Capstone International Center International Services

1303 - Total number of actively enrolled international students at The University of Alabama in Fall 2016. Including the 173 recent graduates currently on OPT work authorization, the total is **1476**.

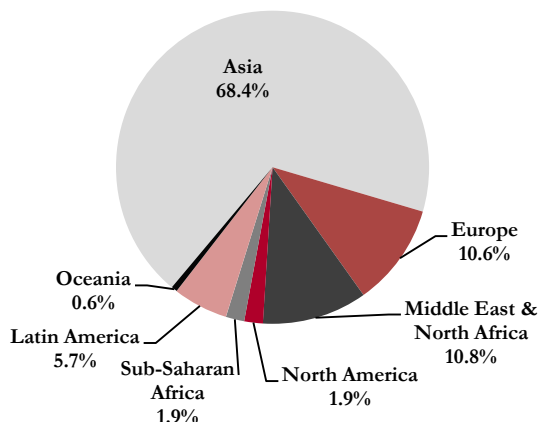
Top 10 Student Places of Origin

1. China: 629
2. Saudi Arabia: 89
3. India: 65
4. South Korea: 58
5. Turkey: 38
- 6/7. Colombia/Nepal*: 32
8. Bangladesh: 31
9. Germany: 26
10. Canada: 25

* tied

**78 Countries & Territories
Represented by Students**

Percentage by Region



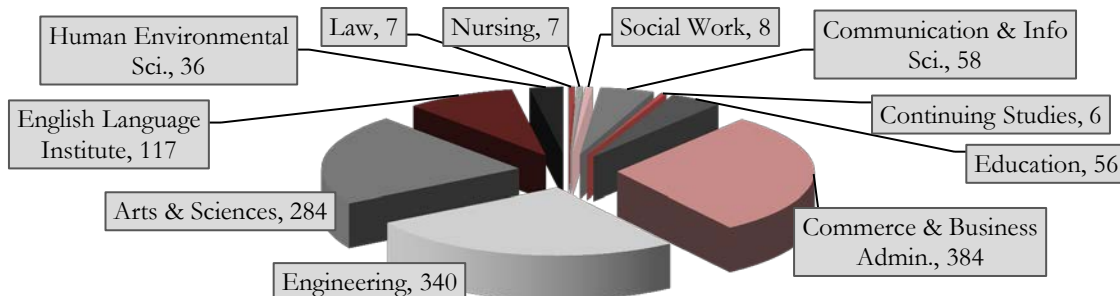
Breakdown of Fall 2016 Enrollment

DEGREE & LEVEL	Total
Undergraduate Students	605
<i>Freshman</i>	122
<i>Sophomore</i>	123
<i>Junior</i>	141
<i>Senior</i>	219
Graduate Students	549
<i>Master's</i>	157
<i>Doctoral</i>	388
<i>Professional & Specialist</i>	4
English Language Institute	117
Non-Degree & Exchange	32
TOTAL	1303

Top 10 Majors/Programs

1. Finance: 132
 2. English Language Inst.: 117
 3. Accounting: 93
 4. Mechanical Eng.: 88
 5. Electrical Eng.: 75
 6. Civil Eng.: 46
 7. Computer Science: 43
 8. Business, General: 37
 - 9/10. Chemistry/Math/Physics*: 36
- *tied

INTERNATIONAL ENROLLMENT BY SCHOOL/COLLEGE



2016 INTERNATIONAL SCHOLAR SNAPSHOT



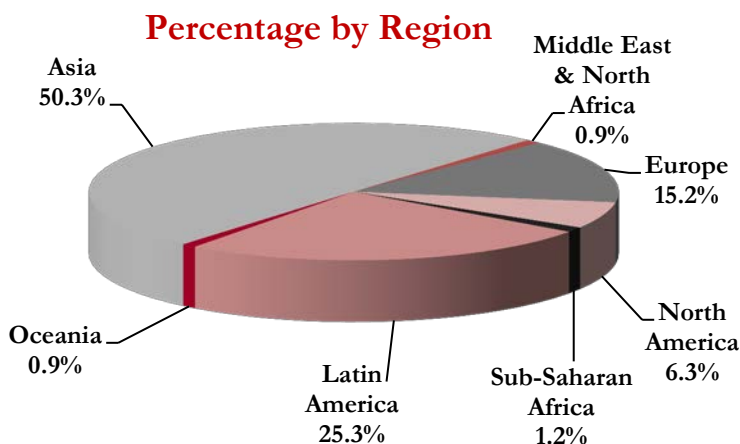
Capstone International Center International Services

336 - Total number of international faculty, staff and scholars hosted by The University of Alabama between July 1, 2015 and June 30, 2016.

Top 10 Scholar Places of Origin

1.	China:	95
2.	Brazil:	77
3.	India:	32
4.	Germany:	27
5.	S. Korea:	26
6.	Canada:	21
7.	Japan:	5
8.	Taiwan:	4
9/10.	France, Italy, Sri Lanka, Turkey*:	3
	*tied	

**42 Countries & Territories
Represented by
Faculty/Scholars**



Scholar Visa Status Breakdown

VISA-STATUS	Total
J-1 Scholars	154
J-1 Physicians	11
H-1B Workers	73
O-1	1
F-1 OPT/CPT	19
J-1 Academic Training	69
Other	2
B-1/B-2 – WB/WT	7
TOTAL	336

Top 10 Host Departments

1.	Civil, Const. & Env. Eng:	34
2.	Electrical & Comp. Eng.:	30
3.	Chemistry:	29
4.	MINT Center:	26
5/6/7.	Aerospace Eng./Mechanical/ Metallurgical & Materials*:	17
8.	Econ., Finance & Legal Stud.:	15
9.	Computer Science:	13
10/11.	CCHS – Medicine/Math:*	12
	*tied	

International Services
Capstone International Center
The University of Alabama
105 B.B. Comer Hall
Box 870254
Tuscaloosa, AL 35487-0254

Office - (205) 348-5402
Fax - (205) 348-5406
international@ua.edu
<http://is.ua.edu>



Complete Annual Enrollment and Scholar Reports Available at:
<http://is.ua.edu/about-us/enrollment-scholar-data/>