

Education Abroad

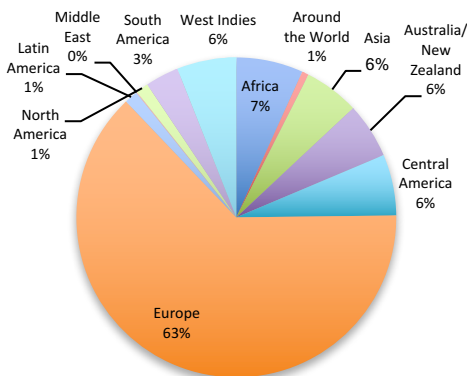
2015-2016 Study Abroad Snapshot

1,182

Total number of University of Alabama students who studied abroad for academic credit between Fall 2015 – Summer 2016. **1,254** including non-credit programs.

Top 10 Countries:

- | | |
|------------|----------------|
| 1. Spain | 6. Cuba |
| 2. England | 7. Belgium |
| 3. Italy | 8. Austria |
| 4. Germany | 9. New Zealand |
| 5. France | 10. China |



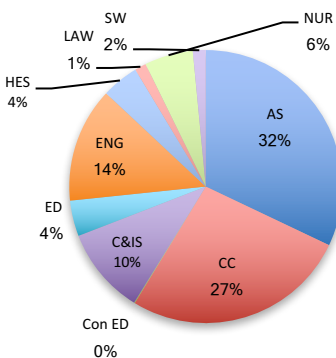
Study Abroad by Region

Study Abroad by Program Type

1. UA Faculty Led (58%)
2. Affiliate (28%)
3. Non-UA Affiliate (9%)
4. Exchange (2%)
5. UA Internship (1%)
6. Affiliate Internship (1%)
7. Direct Enroll (1%)

Students visited more than 55 countries

Students participated in more than 280 unique programs



Study Abroad by College

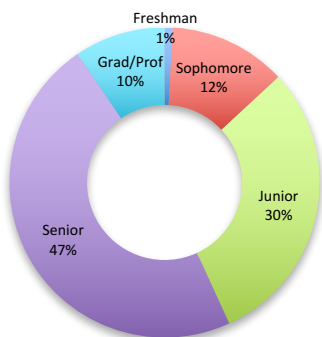
Top 10 Majors

(incl. 2nd major)

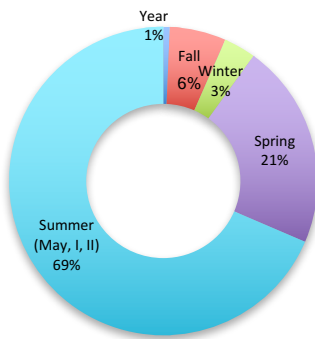
1. Chemical Engineering (71 stu.)
2. Nursing (68 stu.)
3. Public Relations (64 stu.)
4. Finance (62 stu.)
5. Political Science (54 stu.)
6. Accounting (36 stu.)
7. International Studies (48 stu.)
8. Biology (44 stu.)*
9. Business Admin. (44 stu.)*
10. Psychology (41 stu.)

Interesting facts:

- **100+** different majors/academic programs were represented in 2015-2016
- Study abroad students had a **3.58** average GPA.
- **810** students spent their summer studying abroad
- **70%** of those who studied abroad were women
- **52%** of those who studied abroad were Honors students.
- The **UA in Oxford: English, History and Honors** program was the largest faculty led program with **40** participants.
- **34%** of study abroad students are Alabama residents



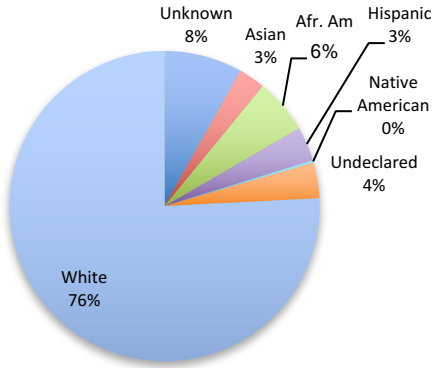
Study Abroad by Class



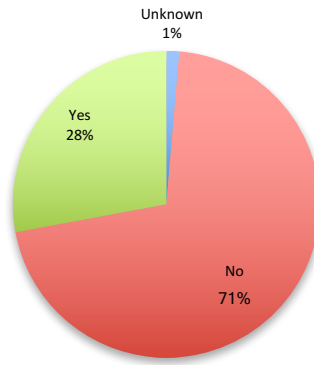
Study Abroad by Term

Education Abroad

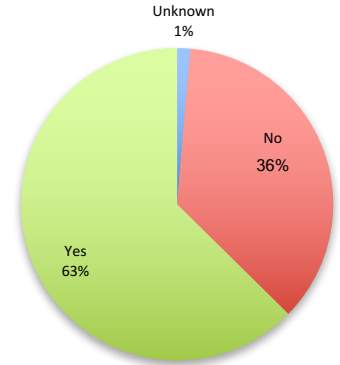
2015-2016 Study Abroad Snapshot



Study Abroad by Ethnicity



Financial Aid Students who Studied Abroad '15-'16



Scholarship Students who Studied Abroad '15-'16

Top 10 Travel Registration Countries

(non-credit programs registered through EA office)

- | | |
|-----------------|-----------|
| 1. Nicaragua | 6. Greece |
| 2. Honduras | 7. Belize |
| 3. Peru | 8. Brazil |
| 4. South Africa | 9. India |
| 5. Cuba | 10. Italy |

Interesting facts:

- **63** students who studied abroad '15-'16 had a Veterans Affairs classification
- Study abroad participation at UA increased **10%** over the prior year, compared to the national average of **5%**.

('13-'14 Open Doors Report on International Educational Exchange, 2015)

UA Student Study Abroad Participation History

