

# Education Abroad

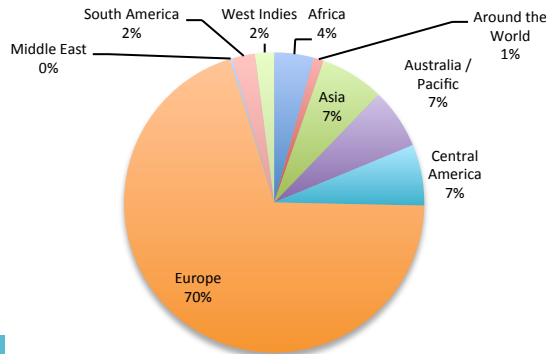
## 2016-2017 Study Abroad Snapshot

# 1,216

Total number of University of Alabama students who studied abroad for **academic credit** between Fall 2016 – Summer 2017. **1,350** including non-credit programs. *(7.65% increase, credit and non-credit, from last year)*

### Top 10 Countries:

- |            |                |
|------------|----------------|
| 1. Spain   | 6. Germany     |
| 2. Italy   | 7. Czech Rep.  |
| 3. England | 8. Thailand    |
| 4. France  | 9. New Zealand |
| 5. Austria | 10. Ireland    |



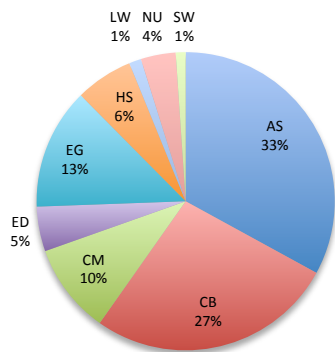
### Study Abroad by Region

### Study Abroad by Program Type

1. UA Faculty Led (53%)
2. Affiliate (31%)
3. Non-UA Affiliate (10%)
4. Exchange (2%)
5. UA Internship (3%)
6. Affiliate Internship (.5%)
7. Direct Enroll (.5%)

Students visited more than 58 countries

Students participated in more than 287 unique programs



### Study Abroad by College

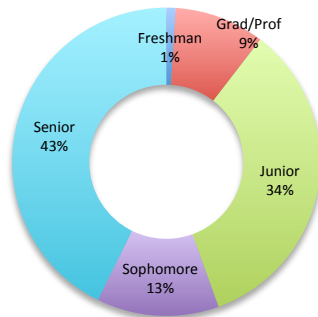
### Top 10 Majors

*(incl. 2<sup>nd</sup> major)*

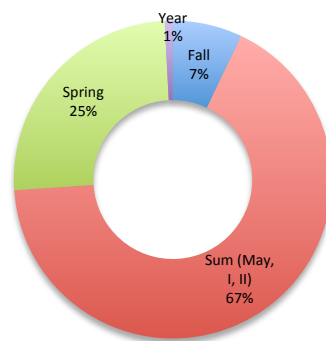
1. Marketing/LD Mktg (98 stu.)
2. Political Science (82 stu.)
3. Chemical Engr. (77 stu.)
4. Biology (72 stu.)
5. Finance (56 stu.)
6. Psychology (56 stu.)
7. Nursing (46 stu.)
8. Business Admin. (45 stu.)\*
9. International Stud. (45 stu.)\*
10. Mechanical Engr. (41 stu.)

### Interesting facts:

- **100+** different majors/academic programs were represented in 2016-2017.
- Study abroad students had a **3.52** average GPA.
- **814** students spent their summer studying abroad.
- **69%** of those who studied abroad were women.
- **46%** of those who studied abroad were Honors students.
- The **UA in Spain Language (I & II)** program was the largest faculty led program with **59** participants.
- **28%** of study abroad students are Alabama residents



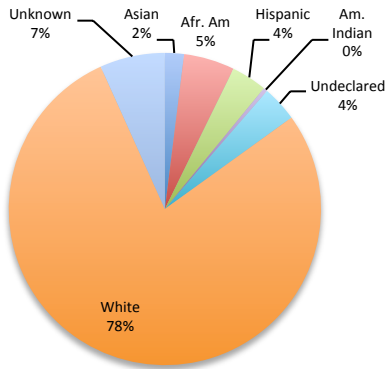
### Study Abroad by Class



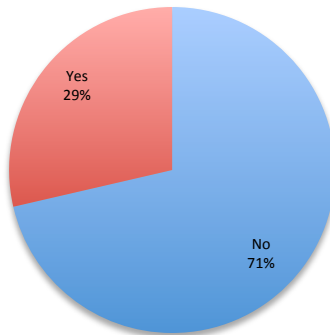
### Study Abroad by Term

# Education Abroad

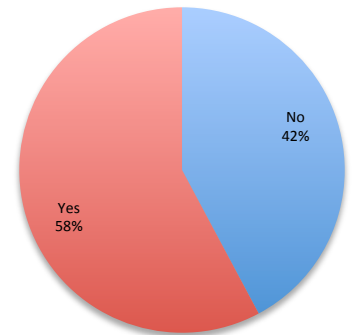
## 2016-2017 Study Abroad Snapshot



**Study Abroad by Ethnicity**



**Financial Aid Students who Studied Abroad 16-17**



**Scholarship Students who Studied Abroad 16-17**

### Top 10 Travel Registration Countries

*(non-credit programs registered through EA office)*

- |                 |                   |
|-----------------|-------------------|
| 1. Nicaragua    | 6. Canada         |
| 2. Spain        | 7. United Kingdom |
| 3. Ghana        | 8. France         |
| 4. Greece       | 9. Cambodia       |
| 5. South Africa | 10. Korea         |

### Interesting facts:

- **76** students who studied abroad 16-17 had a Veterans Affairs classification.
- Students participated in **57** unique UA run programs, including faculty-led, COST student teaching abroad, and UA internships.

