



## 2017 INTERNATIONAL STUDENT SNAPSHOT

**1163** - Total number of actively enrolled international students at The University of Alabama in Fall 2017. Including the 182 recent graduates currently on OPT work authorization, the total is **1345**.

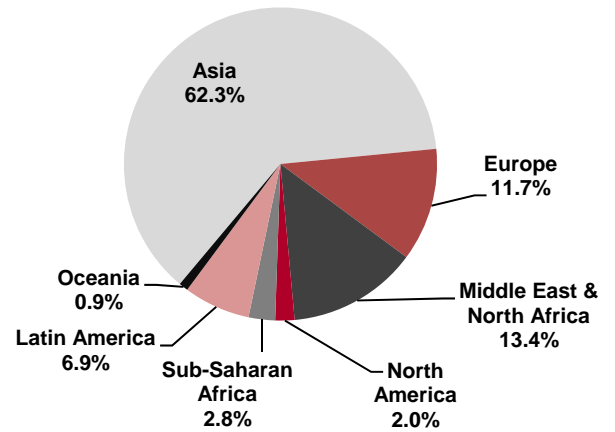
### Top 10 Student Places of Origin

1.	China:	467
2.	Saudi Arabia:	80
3.	India:	61
4/5.	S. Korea/Bangladesh*:	42
6.	Nepal:	39
7.	Kuwait:	35
8.	Turkey:	34
9.	Germany:	32
10.	Canada/Colombia*:	23

\* tied

**82 Countries & Territories**

### Percentage by Region



### Fall 2017 Enrollment

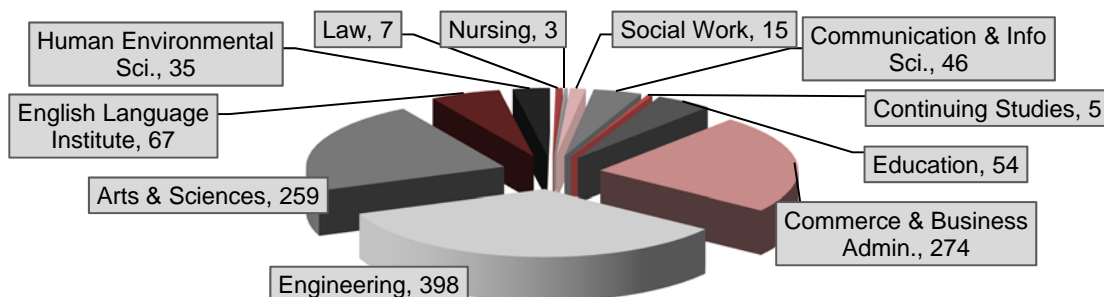
DEGREE & LEVEL	Total
<b>Undergraduate Students</b>	<b>517</b>
<i>Freshman</i>	90
<i>Sophomore</i>	114
<i>Junior</i>	136
<i>Senior</i>	177
<b>Graduate Students</b>	<b>548</b>
<i>Master's</i>	130
<i>Doctoral</i>	415
<i>Professional</i>	3
<b>English Language Institute</b>	<b>67</b>
<b>Non-Degree &amp; Exchange</b>	<b>31</b>
<b>TOTAL</b>	<b>1163</b>

### Top 10 Majors/Programs

1.	Mechanical Eng.:	107
2.	Finance:	85
3.	Electrical Eng.:	74
4.	English Language Inst.:	67
5.	Chemical Eng.:	58
6.	Accounting:	52
7/8.	Civil Eng./Comp. Sci.*:	45
9.	Physics:	37
10.	Aerospace Eng.:	35

\*tied

### INTERNATIONAL ENROLLMENT BY SCHOOL/COLLEGE





# 2017 INTERNATIONAL SCHOLAR SNAPSHOT

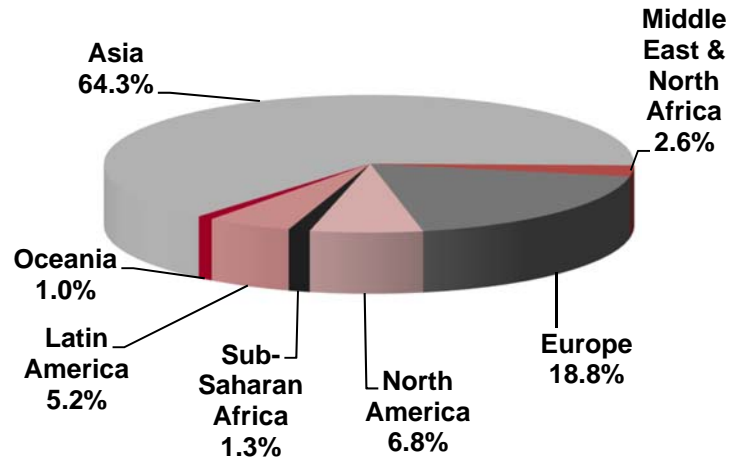
**308** - Total number of international faculty, staff and scholars hosted by The University of Alabama between July 1, 2016 and June 30, 2017.

## Top 10 Scholar Places of Origin

1. China: 114
  2. India: 36
  3. Germany: 30
  4. S. Korea: 27
  5. Canada: 21
  6. Brazil: 7
  - 7/8/9. Egypt, Japan, Turkey\*: 6
  10. Taiwan: 4
- \*tied

**45 Countries & Territories  
Represented by  
Faculty/Scholars**

## Percentage by Region



## Scholar Visa Status Breakdown

VISA-STATUS	Total
J-1 Scholars	174
J-1 Physicians	12
H-1B Workers	78
O-1	1
F-1 OPT/CPT	20
Other	5
B-1/B-2 – WB/WT	18
<b>TOTAL</b>	<b>308</b>

## Top 10 Host Departments

1. MINT Center: 27
  2. Chemistry: 26
  3. Electrical & Comp. Eng.: 19
  4. Civil, Const., & Env. Eng.: 18
  5. Econ., Finance & Legal Stud.: 16
  6. Geological Sciences: 15
  7. Physics & Astronomy: 14
  - 8/9. Aerospace Eng./CCHS:\* 13
  10. Mechanical Eng.: 12
- \*tied

Int'l Student & Scholar Services  
Capstone International Center  
The University of Alabama  
105 B.B. Comer Hall  
Box 870254  
Tuscaloosa, AL 35487-0254



Office - (205) 348-5402  
Fax - (205) 348-5406  
[international@ua.edu](mailto:international@ua.edu)  
<http://international.ua.edu/iss/>