



Education Abroad

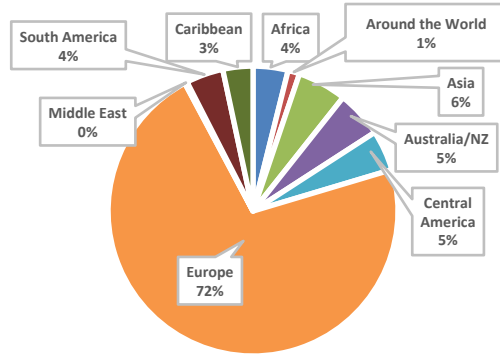
2017-2018 Study Abroad Snapshot

1,462

Total number of University of Alabama students who studied abroad for **academic credit** between Fall 2017 – Summer 2018. **1,652** including non-credit programs. *(18% increase, credit and non-credit, from last year)*

Top 10 Countries

1. Italy
2. Spain
3. Ireland
4. England
5. France
6. Greece
7. Scotland
8. Australia
9. Germany
10. Ecuador/Peru



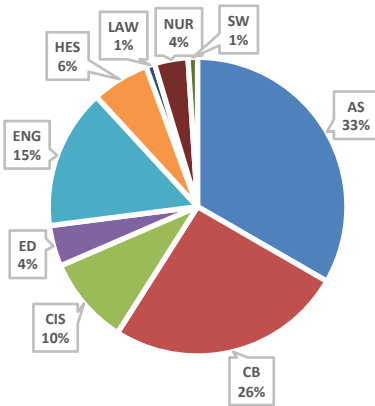
Study Abroad by Region

Study Abroad by Program Type

1. UA Faculty Led (53%)
2. Affiliate (29%)
3. Non-UA Affiliate (10%)
4. Exchange (3%)
5. UA Internship (3%)
6. Affiliate Internship (1%)
7. Direct Enroll (1%)

Students visited more than 60 countries

Students participated in more than 320 unique programs



Study Abroad by College

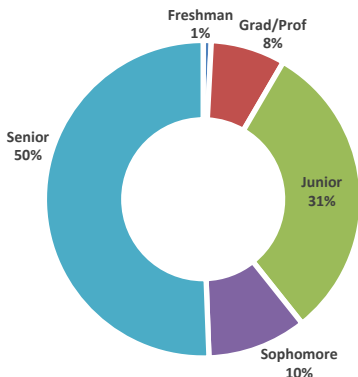
Top 10 Majors

(incl. 2nd major)

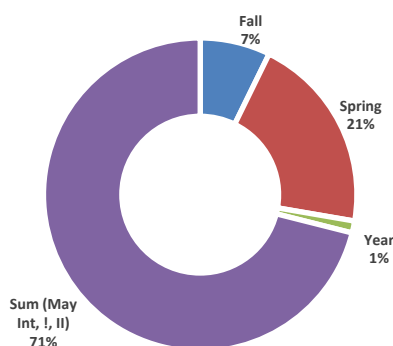
1. Finance (108 stu.)
2. Chemical Engineering (85 stu.)
3. Marketing (82 stu.)
4. Political Science (78 stu.)
5. Accounting (67 stu.)
6. Biology (65 stu.)
7. Public Relations (59 stu.)
8. Psychology (55 stu.)
9. Mechanical Engr. (53 stu.)*
10. Nursing (53 stu.)*

Interesting facts:

- **100+** different majors/academic programs were represented in 2017-2018.
- Study abroad students had a **3.58** average GPA.
- **1,039** students spent their summer studying abroad. *(21% increase from last year)*
- **67%** of those who studied abroad were women.
- **57%** of those who studied abroad were Honors students. *(10% increase from last year)*
- The **UA in Spanish Language (I & II)** program was the largest faculty-led program with **61** students.
- **28%** of study abroad students were Alabama residents.



Study Abroad by Class

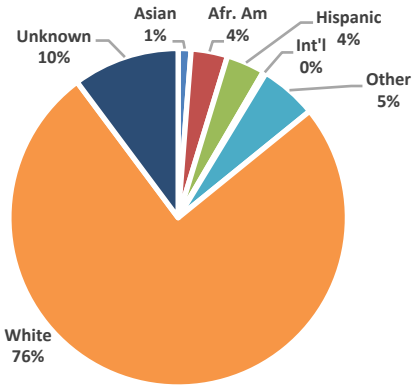


Study Abroad by Term

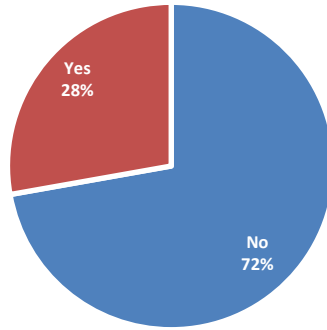


Education Abroad

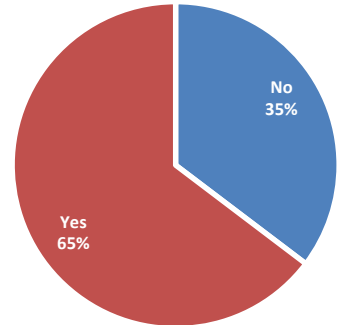
2017-2018 Study Abroad Snapshot



Study Abroad by Ethnicity



Financial Aid Students who Studied Abroad 17-18



Scholarship Students who Studied Abroad 17-18

Top 10 Travel Registration Countries

(non-credit programs registered through EA office)

- | | |
|--------------|---------------|
| 1. Nicaragua | 6. Ireland |
| 2. Japan | 7. Kenya |
| 3. Guatemala | 8. Costa Rica |
| 4. Ecuador | 9. Mexico |
| 5. Italy | 10. Greece |

Interesting facts:

- **90** students who studied abroad 17-18 had a Veterans Affairs classification. *(15% increase from last year)*
- Students participated in **68** unique UA-run programs, including faculty-led, COST student teaching abroad, and UA internships.

