



Education Abroad

2018-2019 Study Abroad Snapshot

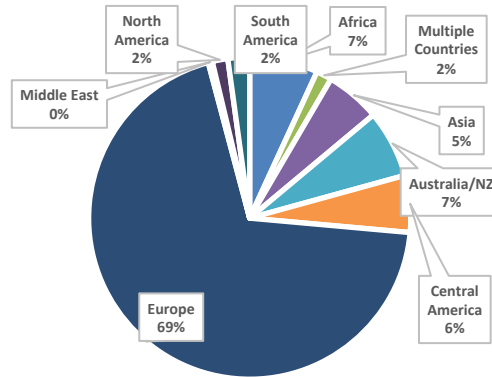
1,472

Total number of University of Alabama students who studied abroad for **academic credit** between Fall 2018 – Summer 2019. **1,713** including non-credit programs. (3.62% increase, credit and non-credit combined from 17-18)

Top 10 Countries:

1. Spain
2. Italy
3. England
4. France
5. Austria
6. Australia
7. Greece
8. Germany
9. Cuba
10. South Africa

Students visited more than 60 countries

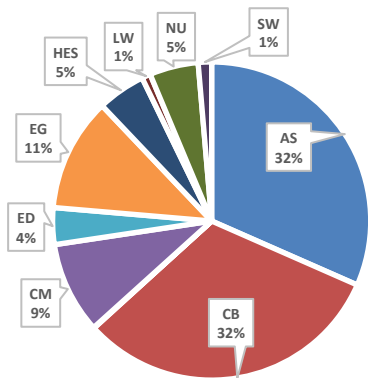


Study Abroad by Region

Study Abroad by Program Type

1. UA Faculty Led (50%)
2. Affiliate (31%)
3. Non-UA Affiliate (11%)
4. Internships UA & Non-UA (3%)
5. Exchange (2%)
6. Research (0.7%)
7. Direct Enroll (0.5%)

Students participated in more than 300 unique programs



Study Abroad by College

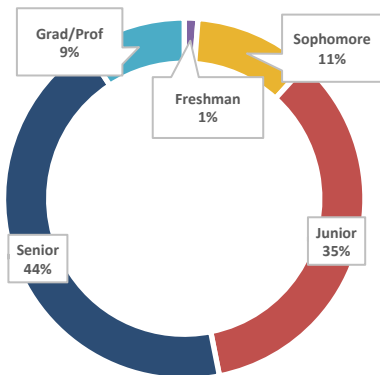
Top 10 Majors

(incl. 2nd major)

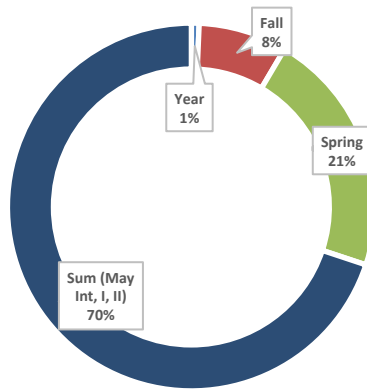
1. Marketing (132 stu.)
2. Finance (124 stu.)
3. Political Science (80 stu.)
4. Chemical Engr. (74 stu.)
5. Nursing (73 stu.)
6. Public Relations (64 stu.)
7. Business Admin. (62 stu.)
8. Accounting (60 stu.)
9. Psychology (59 stu.)
10. Biology (56 stu.)

Interesting facts:

- **100+** different majors/academic programs were represented in 2018-2019.
- Study abroad students had a **3.59** average GPA.
- **1,029** students spent their summer studying abroad.
- **67.5%** of those who studied abroad were women.
- **52%** of those who studied abroad were Honors students.
- The **UA in Spain: Language and Culture (I & II)** program was the largest faculty led program with **48** participants.
- **28%** of study abroad students were Alabama residents.



Study Abroad by Class

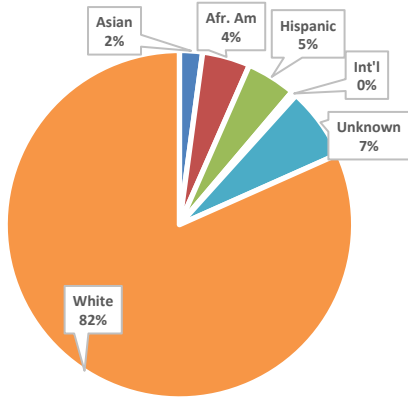


Study Abroad by Term

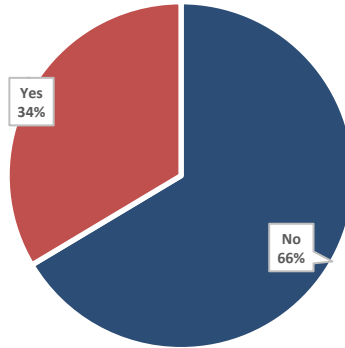


Education Abroad

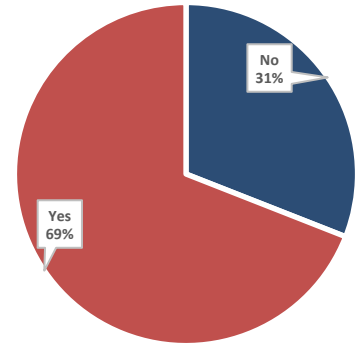
2018-2019 Study Abroad Snapshot



Study Abroad by Ethnicity



Financial Aid Students who studied abroad 18-19



Scholarship Students who studied abroad 18-19

Top 10 Travel Registration Countries

(non-credit programs registered through EA office)

- | | |
|-----------------------|-------------------|
| 1. Peru | 6. Ecuador |
| 2. Dominican Republic | 7. Indonesia |
| 3. Canada | 8. South Africa |
| 4. Greece | 9. India |
| 5. Costa Rica | 10. Vietnam/Japan |

Interesting facts:

- **112** students who studied abroad 18-19 had a Veterans Affairs classification. (47% increase)
- Students participated in **57** unique UA-run programs, including faculty-led, COST student teaching abroad, and UA internships.

Past 20 years of Study Abroad (for credit) at UA

