

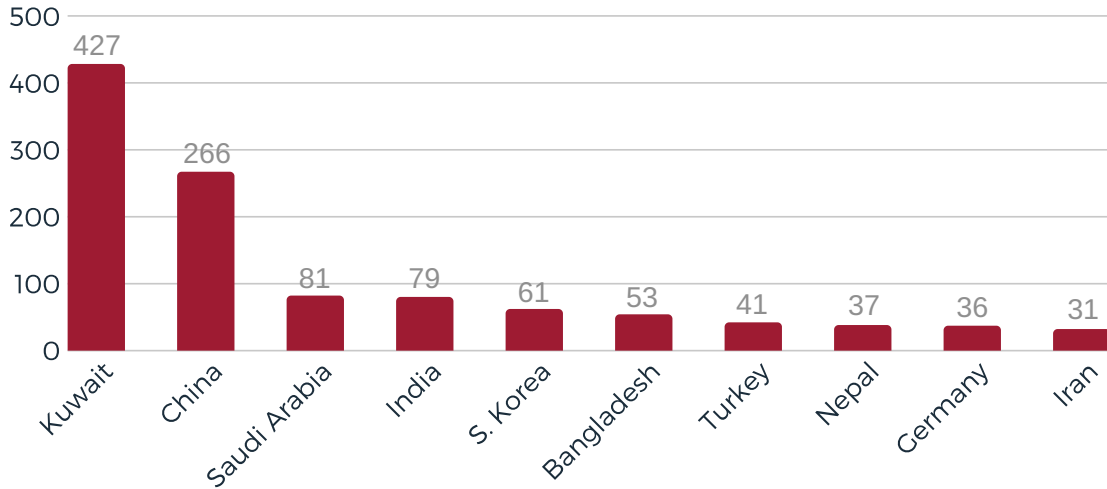


# 2019 INTERNATIONAL STUDENT SNAPSHOT

**1452**

Number of actively enrolled international students at The University of Alabama in Fall 2019. Including the 164 recent graduates currently on OPT work authorization, the total is **1616**.

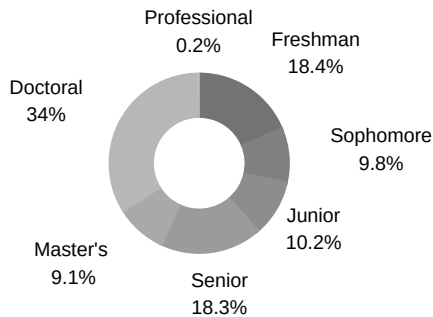
## TOP 10 STUDENT PLACES OF ORIGIN



78 Countries & Territories Represented by Students

## FALL 2019 ENROLLMENT

**Undergrad Students: 752**  
**Grad Students: 584**  
**ELI: 71**  
**Non-Degree: 45**  
**Total: 1452**

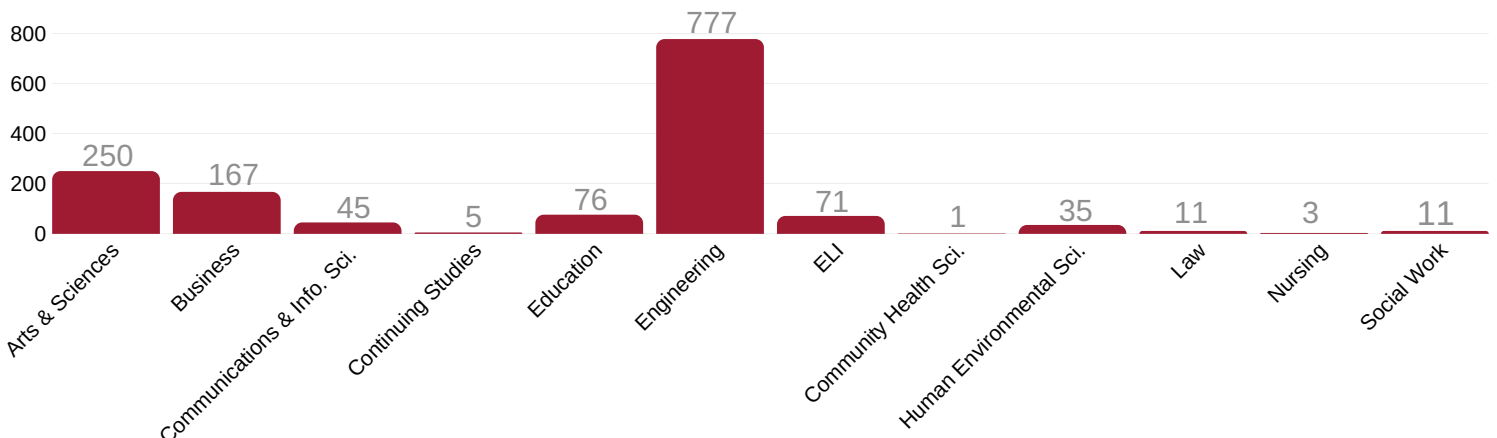


Undergraduate & Graduate Level Percentages

## TOP 10 MAJORS/PROGRAMS

1. Chemical Engineering	179
2. Electrical Engineering	179
3. Mechanical Engineering	144
4. Civil & Construction	134
5. English Language Institute	71
6. Computer Science	57
7. Physics	47
8. Chemistry	39
9. Finance	39
10. Aerospace Engineering	32

## INTERNATIONAL ENROLLMENT BY SCHOOL/COLLEGE



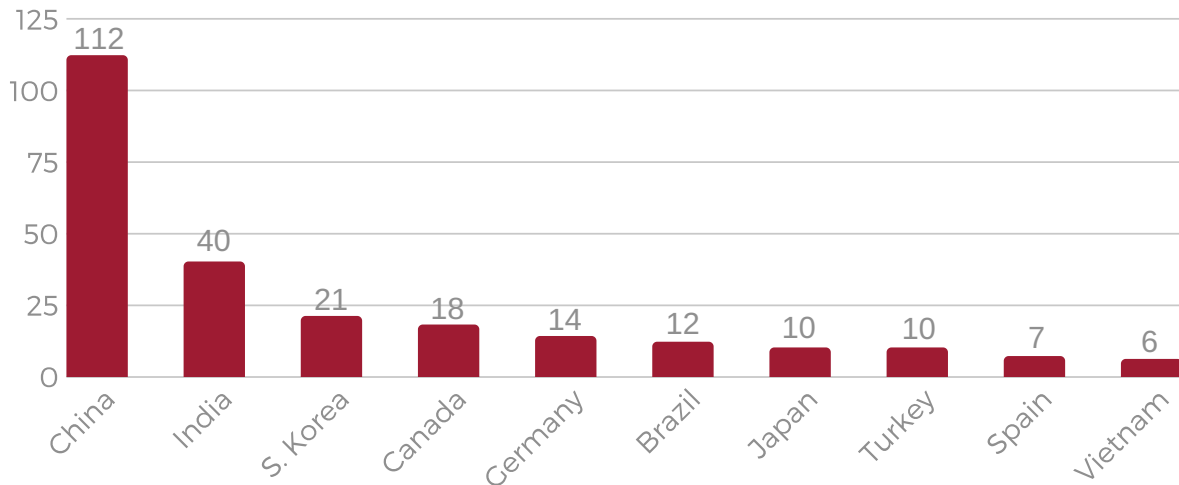


# 2019 INTERNATIONAL SCHOLAR SNAPSHOT

**305**

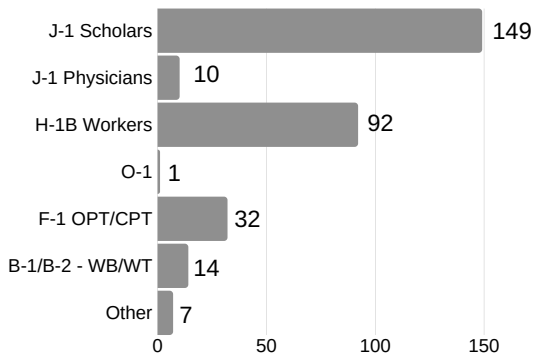
Number of international faculty, staff and scholars hosted by The University of Alabama between July 1, 2018 and June 30, 2019.

## TOP 10 SCHOLAR PLACES OF ORIGIN

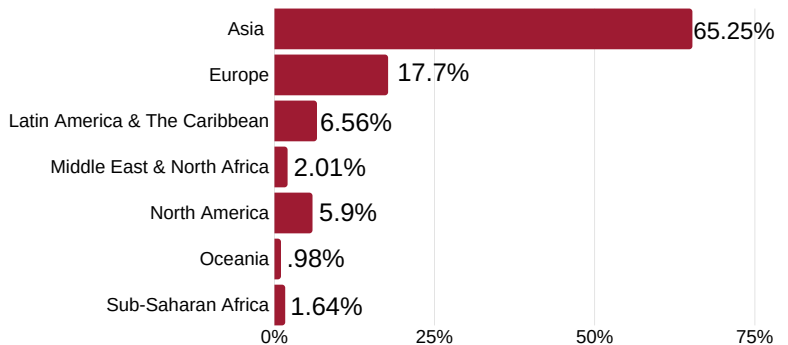


**41** Countries & Territories Represented by Faculty/Scholars

## SCHOLAR VISA STATUS BREAKDOWN



## PERCENTAGE BY REGION



## TOP 10 HOST DEPARTMENTS

1. Civil, Con, & Env. Eng.	26
2. Electrical & Computer Eng.	23
3. Biology	18
4. Mechanical Engineering	18
5. MINT Center	17
6. CCHS - School of Medicine	16
7. Geological Sciences	15
8. Chemistry	12
9. Physics	12
10. Economics/Math/Metallurgical	8

## TIME SPENT IN PROGRAM

