



# Education Abroad

## 2021 - 2022 Study Abroad Snapshot

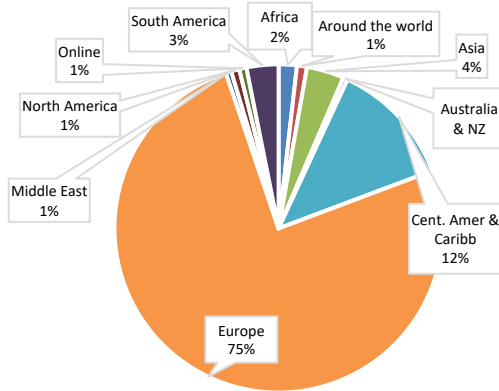
**1,115**

Total number of University of Alabama students who studied abroad (or participated in virtual global programming) for academic credit between Fall 2021 – Summer 2022. **1,256** including non-credit international programs (*400% increase in for-credit programs from the previous year*).

### Top 10 Countries

- Italy
- Spain
- UK
- France
- Belize
- Greece
- Multiple Countries
- Cuba
- Ireland
- Denmark

More than 55 countries were represented



Study Abroad by Region

### Study Abroad by Program Type

- UA Faculty Led (53%)
- Affiliate Provider (25%)
- Non-UA Affiliate (13%)
- Internships *UA & Non-UA* (4%)
- Research/Grants (3%)
- Exchange (2%)
- Global Virtual Experiences (1%)

Students participated in more than 235 unique programs

### Top 10 Majors

(incl. 2<sup>nd</sup> major)

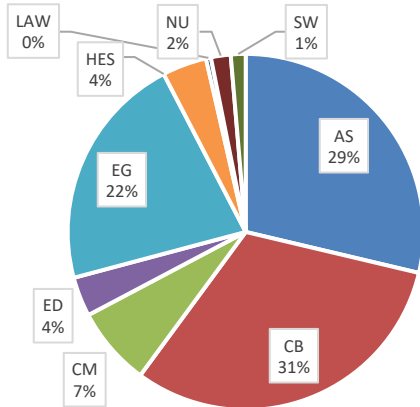
- Finance (105 stu. incl LD Fin)
- Biology (78 stu.)
- Marketing (76 stu. incl LD Mktg)
- Psychology (65 stu.)
- Public Relations (61 stu.)
- Political Science (57 stu.)
- Economics (53 stu. incl LD Econ)
- History (46 stu.)
- Accounting (45 stu.)
- English (41 stu.)

### Resurgence of Travel

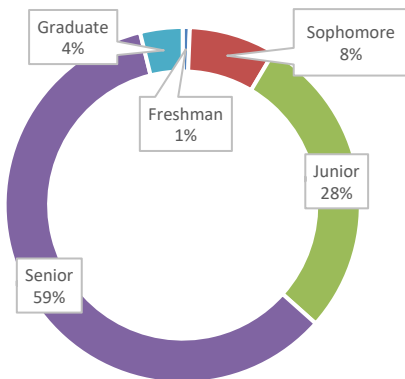
The Education Abroad (EA) office supported students who showed a heightened demand for study abroad as the world emerged from the pandemic.

Interesting facts from this academic year include:

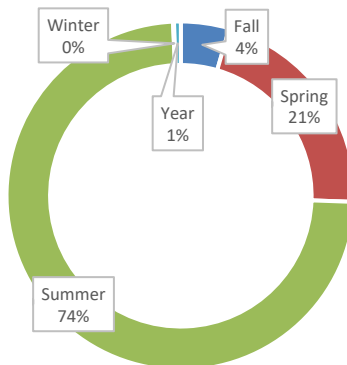
- 40%** of students who studied abroad in AY 21-22 had never been abroad before.
- 36** students won the prestigious US State Department Gilman Scholarship Award which provides grants up to **\$5,000** for Pell Grant recipients to study abroad.
- 41** students participated in 2 or more study abroad programs this academic year.
- 36** faculty-led programs were launched in AY 21-22! This is an impressive number given the covid-19 travel restrictions that existed throughout this academic year.
- The **UA in Belize: Tropical Conservation in Belize** program was the largest faculty led program with **45** participants.
- 8** students participated in global virtual experiences, all for a full-semester, with **5** participating in full-time internship programming.



Study Abroad by College



Study Abroad by Class

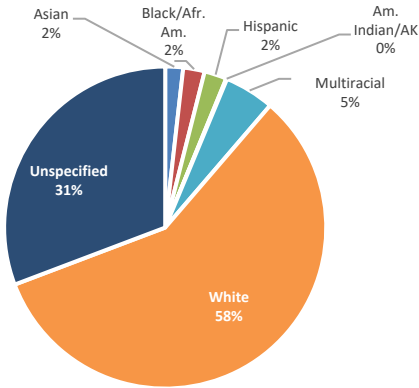


Study Abroad by Term

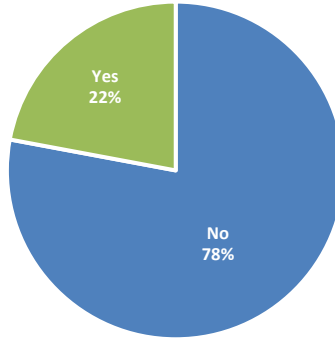


# Education Abroad

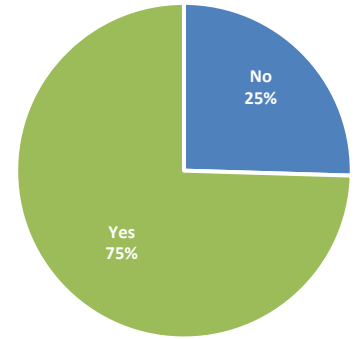
## 2021 - 2022 Study Abroad Snapshot



Study Abroad by Ethnicity



Financial Aid Students who studied abroad 21-22



Scholarship Students who studied abroad 21-22

### Top Travel Registration Countries

(non-credit programs registered through EA office)

- |                   |            |
|-------------------|------------|
| 1. Greece         | 6. Germany |
| 2. Spain / France | 7. Belgium |
| 3. Panama         | 8. France  |
| 4. Costa Rica     | 9. Ireland |
| 5. South Africa   | 10. Italy  |

### Interesting facts

- **69%** of those who studied abroad identify as women.
- **30%** of students were Alabama residents.
- **51%** of those who studied abroad were Honors students.
- Study abroad students had a **3.67** average GPA.

### Past 20 years of Study Abroad Participation at UA

