



Education Abroad

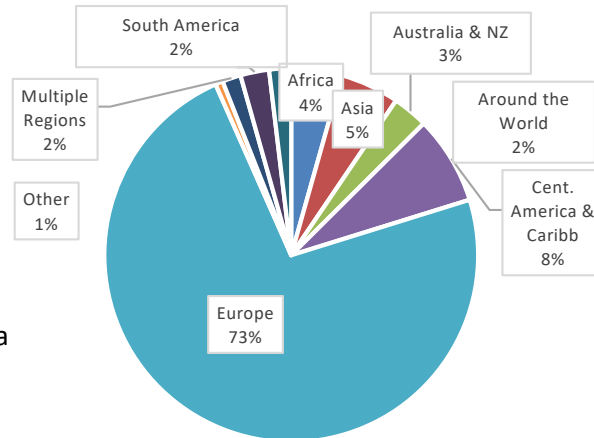
2022 - 2023 Study Abroad Snapshot

1,371

Total number of University of Alabama students who studied abroad (or participated in virtual global programming) for academic credit between Fall 2022 – Summer 2023. **1,637** including non-credit international programs (23% increase in for-credit programs from the previous year).

Top 10 Countries

- | | |
|-----------------------|-------------|
| 1. Italy | 6. Greece |
| 2. Spain | 7. Ireland |
| 3. Multiple Countries | 8. Austria |
| 4. United Kingdom | 9. Cuba |
| 5. France | 10. Croatia |



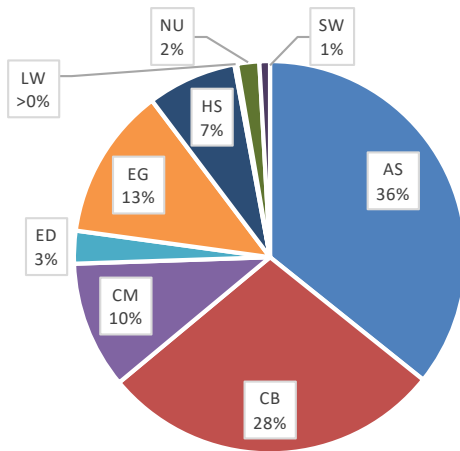
Study Abroad by Region

Study Abroad by Program Type

1. UA Faculty Led (54%)
2. Affiliate Provider (29%)
3. Non-UA Affiliate (11%)
4. Internships *UA & Non-UA* (3%)
5. Exchange/Direct Enroll (2%)
6. Research/Grants (>1%)
7. Global Virtual Exp. (>1%)

More than 55 countries were represented

Students participated in more than 250 unique programs



Study Abroad by College

Top 10 Majors (incl. 2nd major)

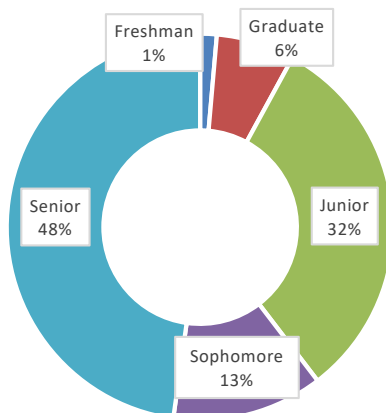
1. Finance (99 stu. incl LD Fin)
2. Marketing (92 stu. incl LD Mktg)
3. Psychology (68 stu.)
4. Accounting (65 stu.)
5. Public Relations (62 stu.)
6. Biology (62 stu.)
7. Political Science (59 stu.)
8. Chemical Eng. (45 stu.)
9. Int'l Studies (34 stu.)
10. Mechanical Eng. (34 stu.)

Resurgence of Travel

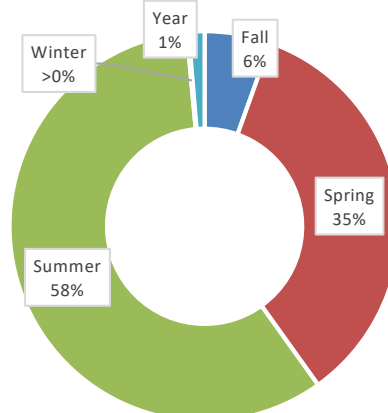
The Education Abroad (EA) office supported students who showed a heightened demand for study abroad as the world emerged from the pandemic.

Interesting facts from this academic year include:

- **567** of students who studied abroad in AY 22-23 did so for the first time.
- **51** students participated in 2 or more study abroad programs this academic year.
- **53** faculty-led programs were launched in AY 22-23! This is the most faculty-led programs run in one academic year.
- The **UA in Oxford: History, English, and Honors** program was the largest faculty led program with **39** participants.
- **13** students won the prestigious US State Department Gilman Scholarship Award which provides grants up **\$5,000** for Pell Grant recipients to study abroad.



Study Abroad by Class

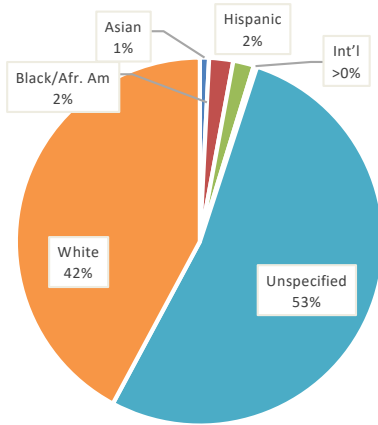


Study Abroad by Term

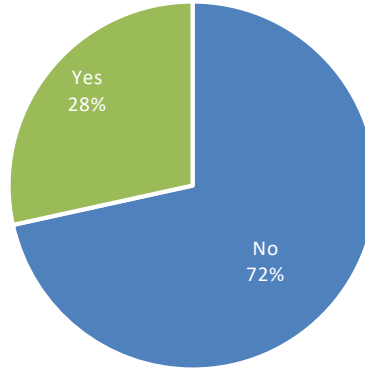


Education Abroad

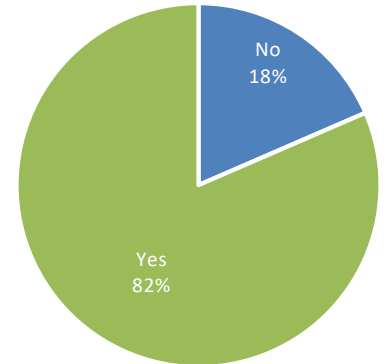
2022 - 2023 Study Abroad Snapshot



Study Abroad by Ethnicity



Financial Aid Students who studied abroad 22-23



Scholarship Students who studied abroad 22-23

Top Travel Registration Countries

(non-credit programs registered through EA office)

- | | |
|-----------------|--------------------|
| 1. South Africa | 6. Japan |
| 2. Peru | 7. Germany |
| 3. Greece | 8. Canada |
| 4. Spain | 9. Costa Rica |
| 5. Italy | 10. Czech Republic |

Interesting facts

- **69%** of those who studied abroad identify as women.
- **30%** of students were Alabama residents.
- **50%** of those who studied abroad were Honors students.
- Study abroad students had a **3.66** average GPA.

Past 20 Years of Study Abroad Participation at UA

